



BORAL
WINDOWS
Legacy Collection



NEW CONSTRUCTION

450
SERIES

450 SERIES



FEATURES

- All welded frame and sash for superior strength and performance.
- Attractive, beveled-exterior face design blends with any style of architecture.
- Tilt take-out button sash for easy cleaning. Block and tackle balance.
- Sealed insulating glass with warm-edge spacer for optimum thermal performance.
- Reinforced meeting rails with long-reach interlock for added strength and reliability.
- Full 1-1/2" pre-punched integral nail fin with 1" setback.
- Triple-fin weatherstripping for maximum air leak protection.
- Double-wall frame provides added strength and insulation.
- Geometric and architectural shapes.
- Factory-mulled units only available up to 108" total width. Wider units must be field mulled. See size certification chart.

OPTIONS

- LoE glass, argon gas enhanced, tinted, obscure, rain and tempered safety glass.
- Insect screen.
- 5/8" flat grids between the glass (GBG), 1" contour GBG and 7/8" or 1-1/8" simulated divided lites (SDL).

CARDINAL IG 

COLOR OPTIONS



WHITE




PEBBLESTONE

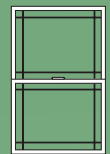


CLAY

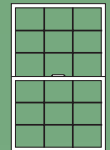
GRILLE OPTIONS



ONE LITE



5/8" PRAIRIE



5/8" COLONIAL



SIMULATED
DIVIDED LITE



GRILLE
BETWEEN GLASS



CONTOURED
GRILLE

You may qualify for a tax credit when you replace your existing windows. For more information, go to energystar.gov



BORAL
WINDOWS

For information about measuring & installing Legacy Collection windows, visit our website: www.boralwindows.com

1813 Kelly Blvd. • Carrollton, TX • PH: 972.996.5165 • FX: 972.996.5194

