



**BORAL**  
WINDOWS

Krestmark® Collection



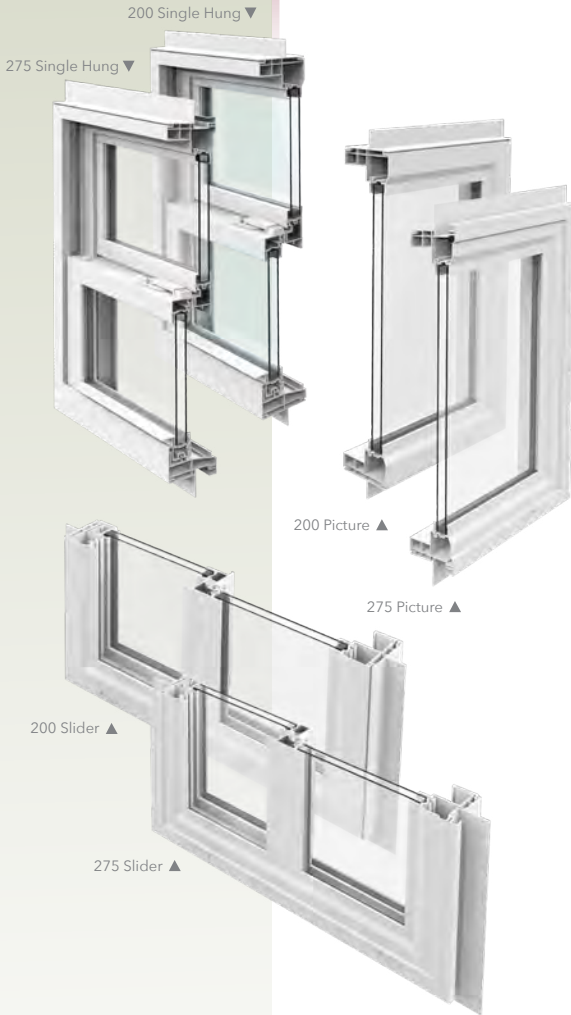
NEW CONSTRUCTION

**200-275**  
SERIES

# 200-275 SERIES

The Series 200 New Construction Window is cleanly designed with a smooth beveled exterior profile giving it a nice bold appearance. The Series 275 New Construction Window has a profiled exterior simulating wood brickmoulding. Available in Single Hung, Picture Window, Horizontal Slider and Architectural Shapes in White, Pebblestone and Clay. Call out size is ½" larger than window size; a 2030 is 23 ½" X 35 ½".

Note: All picture windows, shapes and one-frame glass larger than 30 square feet will come with Tempered Glass as standard for safety reasons. All additional charges for Tempered Glass will automatically be applied.



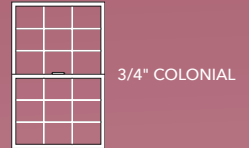
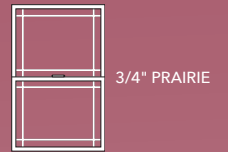
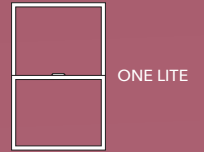
## FEATURES

- Multi-chambered, fusion-welded, extruded-vinyl frame and sash provides stability and strength, thermal-resistant properties, and is extremely low maintenance.
- Tilt-in removable bottom sash for ease of cleaning has dual sash locks on units 18" and wider, reducing air infiltration; recessed tilt latches, integral lift rail adds strength.
- Metal reinforced meeting rail for added strength, positive locking and reduced air infiltration.
- Sill features a combined sloped and weep system, ensuring quick and easy water run off.
- Integral pre-punched nail fin adds strength, a weather tight barrier and ease of installation.
- Dual-weatherstrip system reduces infiltration to meet or exceed national testing standards.
- Dual pane 5/8" clear insulated glass with Warm Edge Spacer.
- Block and tackle balances provide smooth operation; locking shoes prevent sash from falling out when tilting for cleaning or removal.

## OPTIONS

- Argon-enhanced glass improves energy efficiency.
- E66 is a light green tint and provides the most efficient U & SHGC.
- LoE E40 is a soft muted blue color to reduce solar glare and heat gain.
- Tempered obscure, bronze or grey glass; 3/4" dual insulated clear glass, or LoE coatings.
- Factory-mulled or stacked units and field mull accessories.

## GRILLE OPTIONS



## PERFORMANCE DATA

Single Hung, Picture, Sliding Windows – 200/275 Series						
Glass Dual 5/8" OA Insulated	Single Hung/Slider U-F SHGC VT			Picture Window U-F SHGC VT		
Clear Air no grilles	.48	.66	.69	.47	.66	.69
Clear Air w/ grilles	.48	.60	.62	.47	.60	.62
E66 LoE air no grilles	.33	.24	.54	.32	.24	.54
E66 LoE air w/ grilles	.33	.22	.48	.32	.22	.48
E66 LoE argon no grilles	.29	.23	.54	.27	.23	.54
E66 LoE argon w/ grilles	.29	.21	.48	.27	.21	.48

\*For more Performance data, Energy ratings or additional Glazing Options, go to [boralwindows.com](http://boralwindows.com). Check local jurisdictions for current energy codes. Standard windows meet or exceed 2016 Texas Adopted State Energy Code.

AAMA Performance: 3860 - R50, 4060 - R45, 71x72 Twin - R50.

## CARDINAL IG

## COLOR OPTIONS



You may qualify for a tax credit when you replace your existing windows. For more information, go to [energystar.gov](http://energystar.gov)



For information about measuring & installing Krestmark Collection windows, visit our website: [www.boralwindows.com](http://www.boralwindows.com)  
3950 Bastille Road, Suite 100 • Dallas, TX 75212 • PH: 214.237.5055

